WhereTo Buy?

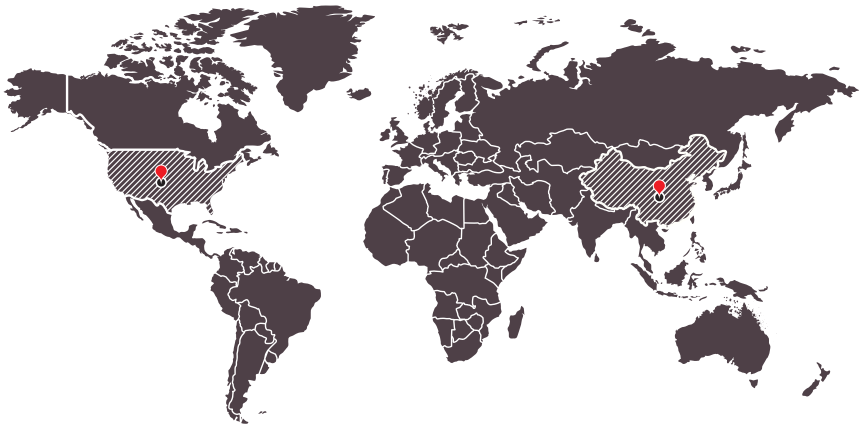

Lumini Technology Co.,Ltd
Tel: 755-29164412
Fax: 755-29406672
Add: Bldg 1, Baolirong Industrial Park ,
NanHuang Road, Gongming Town,
Guangming New District, Shenzhen, China.
Website: http://www.luminiaqua.com
Email: support@lumled.cn

Lumini

Asta120R1 & Glisten 150R2
Gemis120R1 & Pixie 36R2

Intelligent Aquarium System

Warranty & Manual

BY LUMINI TECHNICAL SUPPORT

© 2014 LUMINI Technology Co.,Ltd

Lumini Warranty

Full Refund within 30 days

If you're not satisfied with our products, you're allowed to send back the goods to us in original packaging. Please notice that shipping cost for return is at your cost and initial delivery cost will not be refunded. Once we receive the goods, the money you spend on the goods will be refunded to you immediately.

ONE-YEAR Warranty Period

Our products are 100% madular built, to change a modular is as easy as plug and play. We supply one year warranty against any natural faults. LED lighting fixures are designed to perform flawlessly within the expected lifetime. However, defective LED modules or other parts may occur. Within the warranty period we will send replacement for defective parts quickly and free of charge. What you need is only a screwdriver! But please coorperate with us with the maintenance, we may need you to send us clear photos of the defective parts so as to help us to check out the problem.

If you want to send back the light to our factory for repair, please state your name, address, email, product serial number, an explanation of the problem and proof of purchase (copy of invoice/receipt). You must take charge of all packaging, shipping and insurance costs. If possible, please send the items in original packaging. Repairs generally take one or two business days. Notice: Shipping cost back our factory by your charge. Send back the goods freight charge by Lumini.

Lifetime Maintenance

After the warranty period, if any parts of your lights got broken, you can buy the parts from us for replacement. You will be charged for the parts. Please rest assure that we won't overcharge you, the prices of all the parts you may need is clearly listed on our shop page.

After Sales Support

1. If you have any problem with the operation on our products, please feel free to contact our staffs. We'll help you to figure it out.

2. Should you accidentally damage your light you will not be covered under our warranty. However, we do offer a repair service so you can return the light to us, we will inspect the damage and provide you with a quote for the repair.

Lumini Guarantee

Write the model and serial numbers here: .....

Date Purchased: .....

Asta & Glisten & Gemis Model : .....

Asta & Glisten & Gemis Serial: .....

You can find them on a label on the side of each unit

Sales Store: .....

Sales Store Details: .....

Address: .....

Tel: .....

Staple your receipt to this page as in the event you need.

It's to prove date of purchase or for warranty issues.

Quality Guarantee:

Dear Customer,
Thanks for your choice of the lumini Asta/Glisten/Gemis/Pixie Intelligent Aquarium Light.

Lumini strives to provide our customers with the highest quality LED light fixture through advanced research and manufacturing of LED lighting products. All the LED light fixtures, LED light sources, and LED power supplies are manufactured by our own factory. Due to our advanced manufacturing facilities, and extraordinary design ideas, Lumini creates classic high quality light fixtures.

We welcome you to purchase a Asta, Glisten, or Gemis intelligent light through our designated sellers and stores.

Thanks for your trust and support in our Lumini brand. We will provide the best quality and service for our customers. In order to provide high quality service for our clients, Lumini has many maintenance and repair service stations throughout the world, to provide any maintenance and repair you might need.
We warrants that our products are free of defects under normal use for one year from the date of purchase. All detail content appears in the guarantee agreement on the Lumini website.

OPENING UNIT WILL VOID WARRANTYDO NOT ATTEMPT REPAIRS TO THE LIGHT BY YOURSELF. PLEASE CONTACT YOUR SALES REP, RETAIL STORE, OR THE LUMINI CUSTOMER SERVICE TEAM BEFORE ATTEMPTING TO REPAIR YOUR ASTA/GLISTEN /GEMIS/PIXIE INTELLIGENT LIGHT. IF YOU HAVE ANY QUESTIONS REGARDING THE INSTILLATION OF OUR PRODUCTS, PLEASE CONTACT US FIRST.

Notice:

1. Guarantee coverage excludes the damaged surface glass, housing and scratches.
2. Guarantee coverage excludes damages by accidents.
3. Guarantee coverage excludes normal scratching or damage on the case.
4. If the guaranteed light has been repaired or altered by anyone other than Lumini. Lumini has the right to refuse repair or service.

Sincerely, the Lumini Technical Team

General Mantenance Knowledge:

Asta/Glisten/Gemis Intelligent Aquarium Light normally does not require maintenance except for light cleaning.
Follow the recommened maintenance procedures in the product manuals.

- Clean only with non-conductive materials.
- Visually inspect system at the time for any obvious faults.
- The system may be dusted with a non-conductive brush.
- No fluids should be used.

If this procedure does not remove the contaminants, please contact the store from which you purchased the fixture, or Lumini Customer Service for further advice.

- Do not attempt to service electrical equipment if standing water is present.
- Use caution when servicing electrical equipment in a high-humidity environment.
- Use tools with insulated handles when working with electrical equipment.

Precautions:

The Asta/Glisten/Gemis intelligent aquarium light is shipped ready to use. Check all protective devices such as panels and covers. Make sure all devices are fully functional. If you note any damage to any equipment, file a claim with the shipping carrier immediately. Do not operate the system if these devices are not working properly.

The Asta/Glisten/Gemis intelligent aquarium light is not Water resistant.

In that case, If equipment is to be stored prior to installation, it must be protected from the weather and kept free of condensation and dust. Failure to follow these instructions can result in injury or equipment damage.

Safety guidelines for installation of your Asta/Glisten/ Gemis intelligent aquarium light.

DO NOT operate the system if these devices are not working properly. Lumini Asta/Gemis/Glisten intelligent aquarium light may be run on both110v or 220v circuits. They don't require any additional configurations.
DO NOT attempt to install your Lumini Asta/Gemis/Glisten aquarium light touching the surface of the water. Any contact with water may damage your product and may represent danger to the user and the marine biosphere of your aquarium.
DO NOT install or store the fixture where it will be exposed to the weather or to temperatures below freezing.
DO NOT Install or operate Asta/Gemis/Glisten intelligent aquarium light barefooted or with humid or wet hands.
DO NOT expose fixture to water. If electrical components of the fixture get wet, unplug the appliance.
DO NOT operate the system if these devices are not working properly. Safety glasses should be worn at all times when operating this light.

DO NOT plug into HID ballast. Before starting this equipment, check all safety interlocks, fire-detection systems, and protective devices such as panels and covers.
MAKE SURE THE FIXTURE IS SECURELY INSTALLED BEFORE OPERATING IT.

Asta/Gemis and Glisten Model:

Why Choose Us?

All Lumini products feature: Hi-powered LED Chips, patented heat sinks and optical diffusers, a wide range of voltage and constant current design, and a greater resistance to shock and vibrations. Our 3watt chips feature a step-up transformer to reduce the actual power draw without losing intensity. All of our products are in accordance with CE and FCC testing standards.
Asta/Gemis and Glisten Intelligent Aquarium Light will provide customers with full-mode, intelligent automatically predefined operating system, completely imitating the circulation pattern of light changing in nature: Sunrise, Sunset, Daylight, Moonlight, Cloud/Storm.

Specification:

Working Humidity: 0 to 60%
Working Temp.: -35ºC to +55ºC
Working Humidity: 0 to 60%

Model	Array
Asta 120R1 (40*3Watt)	12W+20B+1R+4UV+1G+2Y=40
Glisten 150R2 (48*3Watt)	12W+28B+2R+2UV+2G+2Y=48
Gemis 120R1 (36*3Watt)	12W+18B+1R+2UV+1G+2Y=36
Pixie 36R2 (12*3Watt)	4W+7B+1UV+=12

Dimensions & Layout:

Gemis Dimensions & Layouts

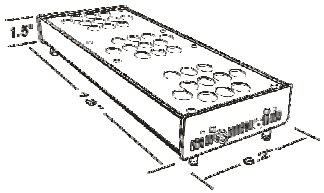

LIGHT FIXTURE
Length: 16.00 inches
Width: 6.20 inches
Height: 1.50 inches
Weight: 7.02 pounds

Glisten Dimensions & Layouts

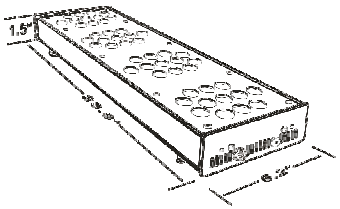

LIGHT FIXTURE
Length: 23.80 inches
Width: 6.20 inches
Height: 1.50 inches
Weight: 12.50 pounds

Asta Dimensions & Layouts

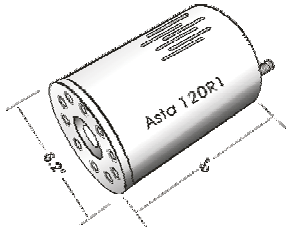

LIGHT FIXTURE
Length: 8.00 inches
Diameter: 6.20 inches
Weight: 8.80 pounds

Lumini Controller Dimensions & Layouts

LUMINI CONTROL BOX
Length: 3.40 inches (8.50cm)
Width: 3.40 inches (8.50cm)
Height: 0.80 inches (2.00cm)
Weight: 0.44lb (0.20kg)

Mounting Rails Dimensions & Layouts

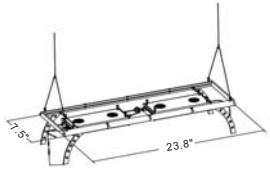

Length: 47.50 inches(120cm)
Width: 7.90 inches(20cm))
Weight: 6.61 pounds

Hanging Kit Dimensions & Layouts

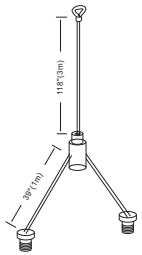

Cable(LB to TB) length: 118.00inches(300cm)
Cable(TB) length: 39.00inches (100cm)
Extension cables is available customized

Package Specifications

Units is protected by EP foam inside, packed in a paper box and confined in standard cardboard box.

Dimensions & Layout:

Pixie Dimensions & Layouts

LIGHT FIXTURE
Length: 8.00 inches
Width: 6.20 inches
Height: 1.50 inches
Weight: 3.02 pounds

Master (wifi) Controller Dimensions & Layouts

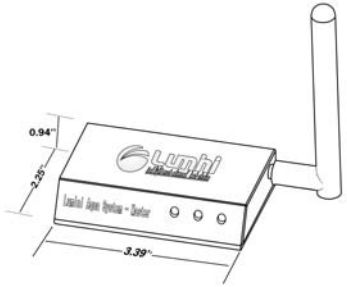

Master (wifi) Controller
Length: 3.39 inches
Width: 2.25 inches
Height: 0.94 inches

Installation:

Read and carefully follow the instructions before installing your Lumini Asta, Gemis, and Glisten fixture. Also you should consult your supplier about the best way to arrange the aquarium light on your aquarium tank. Here are three arrangements of the Gemis 120R1 for reference.

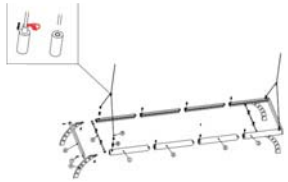

① Aluminum Strip A
② Aluminum Strip B
③ Aluminum Strip C
④ Foot Stool
⑤ Light Hang Kits
⑥ End Plate
⑦ M5 Screw
⑧ Hang Hook
⑨ Hang Kits

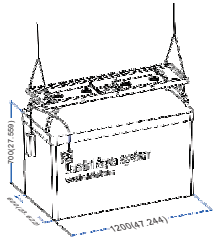

1. Lumini Tank Mount Instruction (A)

① Gemis 120R1---2pcs
② Lumini driver--2pcs
③ Mount kits-1set
④ Lumini Smart Controller--1pcs
⑤ Connect Cable --1set
⑥ Connect Steel Rod--1set (2pcs)
⑦ Hang Hook--4set (8pcs)

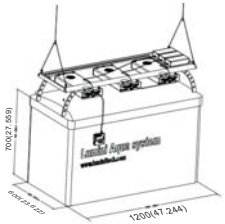

2.Lumini Tank Mount Instruction (B)

① Gemis 120R1---3pcs
② Lumini driver--3pcs
③ Mount kits-1set
④ Lumini Smart Controller--1pcs
⑤ Connect Cable --2set
⑥ Hang Hook--6set (12pcs)

3. Lumini Tank Mount Instruction (C)

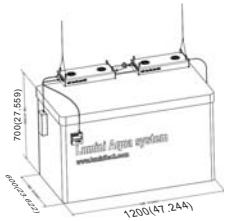

① Gemis 120R1---2pcs
② Lumini driver--2pcs
③ Mount kits-1set
④ Lumini Smart Controller--1pcs
⑤ Connect Cable --1set
⑥ Connect Steel Rod--1set (2pcs)
⑦ Hang Hook--4set (8pcs)

Lumini Controller :

Note:

Before you plug the Asta/Gemis/Glisten into an electrical outlet, please connect the AC adapter with the LIGHT FIXTURE and connect the Lumini smart controller to the fixture..

The Lumini LED aqua system is programmed to automate the operation of your light to perform everything from basic ON/OFF timer functions to coral reef simulations. The controller provides the following features:

- Large LCD display indicates the lights working status.
- Four - keys easy program any time for timer & dimming.
- PWM 256 gray scale supply independent smooth intensity (dimming).
- Eight independents light timers pattern meet user's timing demand.
- The ability to time moonlight and thunderstorm simulations.
- Multiple-Join, hundreds of lighting connections, a world leading technology.
- Lunar Cycle simulates phases of the moon basis on calendar month.
- Manual or Automatic mode.
- Set any time with a button for the timer, for easy lighting control.